

Milling Manager

'Your software solution to managing your mill production and controlling your inventory costs'

ConsultUS, LLC

8016 State Line Road, Suite 101, Prairie Village, KS 66208

T: 913 553 3643: E: info@consultusllc.com

ABOUT

CommodiTrade is a Software as a Service (SaaS) helping you manage your feed mill and improve your bottom line by lowering the cost of your IT needs and contributing to the growth of your organization. CommodiTrade leverages the latest in web technologies that will support access from all desktop and mobile devices and ensure that your mill is in compliance with Safe Feed initiatives and the Food Safety Modernization Act (FSMA).

FEATURES

Secure Account Access and Configuration	3
Purchasing and Sales Management	4
Feed Ration Formulation	5
Process Mill Production	6
Inventory Control and Managment	7
Freight Operations	9
Notification Service	10
Accounting and Document Management	11
Analytics Reporting and Monitoring	12

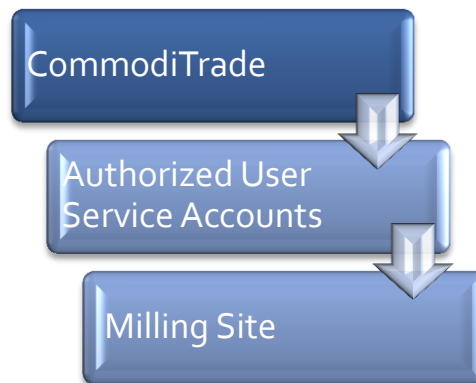
Secure Account Access and Configuration

- Secure Access to Your Data
- Customized User Roles
- Customized Product and Site Configuration

Your ComodiTrade Feed Mill Portal

Secured Site

ComodiTrade has been developed on a multi-tier security model. The customer portal can support many user accounts with access to multiple feed mill site locations. Within each milling site, user profiles are setup for access to the processes and data that fit your organizational requirements.



COMPANY CONFIGURATION

Completely customize your company's products, vendors, customers and fee schedules to get you operational within hours.



Your Account

Your account may have access to multiple sites with a different role within each site.

CUSTOMIZABLE END USER ACCOUNTS

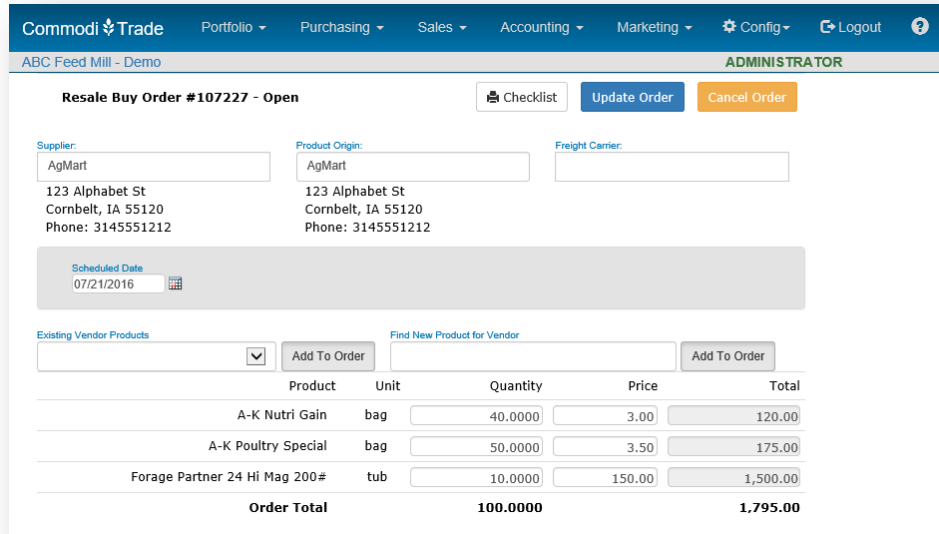
	Mill Location	Group
JOHN DOE	Mill A	Manager
JANE DOE	Mill B	Accounting
JANE DOE	Mill C	Administrator
JACK SMITH	Mill D	Nutritionist

Purchasing and Sales Management

Manage all purchases and sales with optional integration with QuickBooks

Order Processing

CommodiTrade provides the interface for all supplier purchases and customer orders with an optional integration into QuickBooks. Supplier and Customer orders provide real-time inventory updates to manage availability, cost and profits.



CommodiTrade Portfolio Purchasing Sales Accounting Marketing Config Logout

ABC Feed Mill - Demo **ADMINISTRATOR**

Resale Buy Order #107227 - Open Checklist Update Order Cancel Order

Supplier: AgMart 123 Alphabet St Cornbelt, IA 55120 Phone: 3145551212

Product Origin: AgMart 123 Alphabet St Cornbelt, IA 55120 Phone: 3145551212

Freight Carrier:

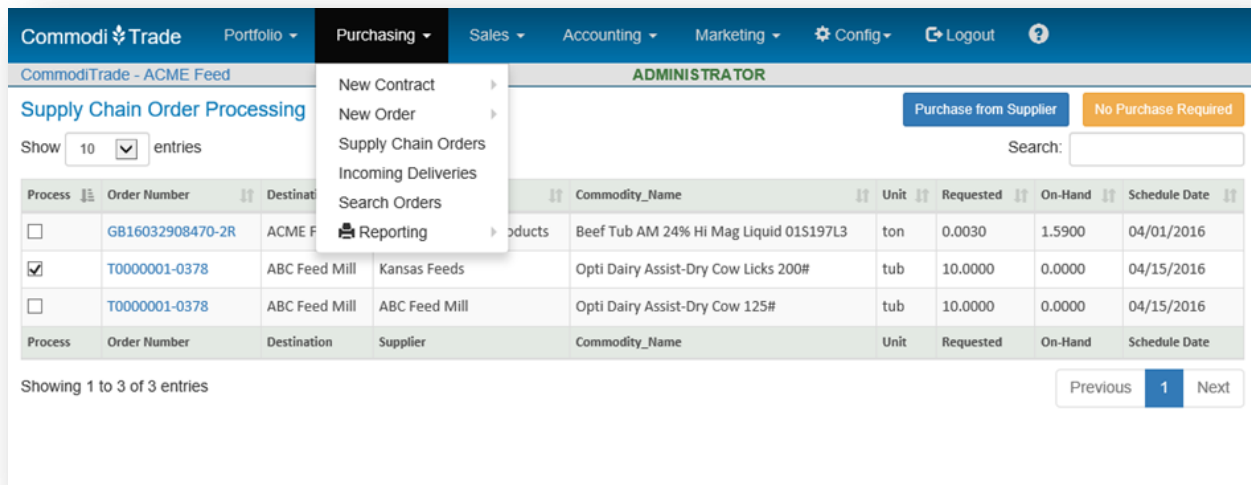
Scheduled Date: 07/21/2016

Existing Vendor Products Add To Order Find New Product for Vendor Add To Order

Product	Unit	Quantity	Price	Total
A-K Nutri Gain	bag	40.0000	3.00	120.00
A-K Poultry Special	bag	50.0000	3.50	175.00
Forage Partner 24 Hi Mag 200#	tub	10.0000	150.00	1,500.00
Order Total		100.0000		1,795.00

Supply Chain Management

Purchase Orders can be automated, for key suppliers, triggered from customer orders. This will ensure ingredient inventories are replenished to complete the mill production required to fulfill your orders.



CommodiTrade Portfolio Purchasing Sales Accounting Marketing Config Logout

CommodiTrade - ACME Feed **ADMINISTRATOR**

Supply Chain Order Processing Purchase from Supplier No Purchase Required

Show 10 entries Search:

Process	Order Number	Destination	Supplier	Commodity_Name	Unit	Requested	On-Hand	Schedule Date
<input type="checkbox"/>	GB16032908470-2R	ACME F		Beef Tub AM 24% Hi Mag Liquid 01S197L3	ton	0.0030	1.5900	04/01/2016
<input checked="" type="checkbox"/>	T0000001-0378	ABC Feed Mill	Kansas Feeds	Opti Dairy Assist-Dry Cow Licks 200#	tub	10.0000	0.0000	04/15/2016
<input type="checkbox"/>	T0000001-0378	ABC Feed Mill	ABC Feed Mill	Opti Dairy Assist-Dry Cow 125#	tub	10.0000	0.0000	04/15/2016

Showing 1 to 3 of 3 entries Previous 1 Next

Feed Ration Formulation

Nutritional Formulas

A core function of your Feed Mill is to manufacture products with specific nutritional requirements using your available ingredients. CommodityTrade provides the ability to create your feed rations, while also providing an optional integration with Brill, a least-cost formulation tool.

Ingredient Substitutions

As ingredients fluctuate in availability and cost, CommodityTrade provides for ingredient substitution and feed ration versions, managing historical iterations of the feed rations and their associated costs.

Exceed Safe Feed Compliance Standards

Exceeds FDA standards providing lot traceability from supplier source through customer distribution and record keeping features preventing ingredients that are not certified from entering the production process. Access to the feed formulation is secured to authorized users

CommodityTrade
Portfolio
Purchasing
Sales
Accounting
Marketing
Config
Logout

ABC Feed Mill - Demo
ADMINISTRATOR

Ration Maintenance

1 thru 4 4 Rations found

Filter Rations
Import Ration
Add New Ration

01C87408	ABC 1/3 Blend
01C07208	ABC Calf Feed
01C56310	ABC Grow Mix
02C27410	ABC Mix

Ration
Recipe
Fee Level Override
Pricing
Special Commission
Feed Tags
Notes
History

ABC 1/3 Blend Ingredients (Locked 12/06/2011)

You may 'drag and drop' each item to create a sort order for loading.

Commodity Name	Current	OctMar	AprSep	Lbs.	Percent	Mix/Pull
Corn Gluten Pellets	* \$210.00 ton	* \$210.00 ton	* \$155.00 ton	667.00	33.3500 %	<input type="checkbox"/> <input type="checkbox"/>
Rollod Corn	* \$275.00 ton	* \$235.00 ton	* \$250.00 ton	667.00	33.3500 %	<input type="checkbox"/> <input type="checkbox"/>
Soyhull Pellets	* \$215.00 ton	* \$215.00 ton	* \$145.00 ton	666.00	33.3000 %	<input type="checkbox"/> <input type="checkbox"/>
Totals	\$233.34 ton	\$220.00 ton	\$183.35 ton	2000.00	100.0000	

Update
New Version
Actions

Process Mill Production

Order Driven Feed Manufacturing

To efficiently meet the demands of your customers, sales orders for mill products are automatically queued for production. Scheduling the volume of production can be evaluated from the finished product and the ingredient inventory 'on-hand'.

Production Lot Traceability

The inventory lot for all ingredients consumed during production is captured and available to satisfy audit or recall requests. An Ingredient lot can be traced from the supplier, to feed production, and the distribution to each customer.

The screenshot displays the CommodiTrade software interface. The top navigation bar includes links for Trade, Portfolio, Purchasing, Sales, Accounting, Marketing, Config, and Logout. The main header shows 'ABC Feed Mill - Demo' and 'ADMINISTRATOR'. Below this, a section titled 'Completed Ration Production Batches' shows a production date of 06/28/2016. A table lists various rations with columns for Ration Name, SKU Number, Lot Number, Unit, Quantity Produced, and Inventory On-Hand. A 'recipe' link is provided for each ration. A 'Load Order' table is overlaid on the bottom left, showing a list of ingredients and their corresponding lot numbers. On the right, a 'Lot Tracer' window for lot 003912172012 shows the source (Suppliers) and distribution (Customers) for Soybean Meal.

Ration Name	SKU Number	Lot Number	Unit	Quantity Produced	Inventory On-Hand	recipe
ABC 1/3 Blend	01C87408	1801601C87408	bag	100.00	717.00	recipe
ABC Grow Mix	01C56310	1801601C56310	ton	2.50	46.50	recipe
ACME Heifer Feed	04C37911	1801604C37911	ton	4.50	274.41	recipe
ACME Heifer Feed	04C37911	1801604C37911	ton	0.00	274.41	recipe
ACME Heifer Feed	04C37911	1801604C37911	ton	1.80	274.41	recipe
ACME Heifer Feed	04C37911	1801604C37911	ton	24.30	274.41	recipe
ACME Heifer Feed	04C37911	1801604C37911	ton	1.20	274.41	recipe
CCC Starter 30 B	07C02912	1801607C02912	ton	24.00	28.66	recipe
Corn Gluten (loose)	01C11600	1801601C11600	bag	45.00	165.00	recipe
Cornbelt Feed Mix	02C15312	1801602C15312	ton	48.70	75.48	recipe

Load Order	Ingredient	Lot
1	Soyhull Pellets	002810262012
2	Corn Gluten Pellets	000202052013
3	Cottonseed Hulls	001001072013
4	Soybean Meal	003912172012
5	Grower Additive Pack 980 R	024906012013
6	Sel Plex 600	72112641
7	Salt- Bulk	007412242012
8	Limestone (16x120)	003701312013
9	CORN	066203152013
10	DDG-Whiskey B F	169009112012
11	Salt- Bulk	007412242012

Lot Tracer
003912172012
Go!

Source - Suppliers 1

- ▼ Soybean Meal
 - Louisiana Milling 2012-12-12
 - Louisiana Milling 2012-12-14
 - Louisiana Milling 2012-12-14
 - Louisiana Milling 2012-12-15

Distribution - Customers 16

- ▼ Soybean Meal
 - Fritz, Jack 2013-04-07
 - Fritz, Jack 2013-04-11
 - K.C. Farms 2013-04-08
 - Hatcher 11-26-12 One Shot B Lactating Mix - 2013-04-08
 - ABC Sweet Country 14% - 2013-04-09
 - ABC Farm Sweet 10% - 2013-04-08
 - Dixie Horse and Mule - 2013-04-09
 - Floyd, Duane 3-20-13 Lactating Mix - 2013-04-09
 - ABC Pork Finisher - 2013-04-09
 - A-K 1544818 HPTD 12-17-12 - 2013-04-09
 - ACME Heifer Feed - 2016-06-08
 - ACME Heifer Feed - 2016-06-09

WEM Integration

CommodiTrade has an optional feature to provide integration with the WEM automation milling tool. Formulas are shared with the WEM Server along with mill production requests. Results of completed WEM batches are retrieved and the CommodiTrade inventory is adjusted to match the actual production results.

Inventory Control and Management

Lot and Bin Management

CommodiTrade manages your Feed Mill inventory real-time, based on the incoming ingredients delivered to the mill, the production of feed rations, and the shipping of finished products to your customers. The Mill Inventory feature provides dynamic views of your inventory, displaying available lots and associated costs. Any adjustments to those lots are audited and stored for future traceability and analysis.

Commodi Trade Portfolio Purchasing Sales Accounting Marketing Config Logout ?

ABC Feed Mill - Demo ADMINISTRATOR

Status: All Fee Type: All On-Hand Qty: All Product Type: Resale Product Ration Ingredients: Bag Ingredient Feed Ingredient

Product Name: corn gluten Supplier: Current Lot: View Export 6 Lots

Product	UNIT	Cost	Avg Cost	Committed IN Quantity	Committed OUT Quantity	Total Quantity Available	On-Hand
2338 - Corn Gluten (loose)	bag	866.25	5.25	0	1	164	165
0056 - Corn Gluten Feed	ton	0.00	0.00	0	0	0	0
0069 - Corn Gluten Meal	ton	0.00	0.00	0	0	0	0
2339 - Corn Gluten Pellets	bag	2685.73	5.53	0	0	486	486

Lot Number	[ADD Lot]	Supplier	Lot Cost	Unit Cost	Original Quantity	Lot Balance	[History]
233910032012	✂	ABC Commodities	534.75	\$5.75	117.00	93.00	
233910112012	✂	ABC Commodities	1,074.98	\$5.37	165.00	200.00	
233912202012	✂	ABC Commodities	225.50	\$5.50	41.00	41.00	
233901082013	✂	ABC Commodities	198.00	\$5.50	36.00	36.00	
01C1150001302013	✂	ABC Commodities	450.00	\$5.63	80.00	80.00	
01C1150002072013	✂	ABC Commodities	202.50	\$5.63	36.00	36.00	
0002 - Corn Gluten Pellets			1234600.77	206.82	25	5,994	5,969
2028 - Corn Gluten Pellets (Damaged)			55500.34	118.91	0	467	467

Accommodate Lot Adjustments or Restatements

The lifecycle of a commodity product can move from one form to another form and restated in inventory. Bagged products, for example, can be restated as bulk products. Managing the cost, quantity and location for the inventory can be easily adjust, if required.

Adjust Lot 233910032012 for Corn Gluten Pellets

Supplier: ABC Commodities Lot Create Date: 08/22/2012

Current BAG(s): 93.0000 Total Cost: 534.7500 Bin: [v]

Reason for Adjustment: [text area]

Update Close

Restate Lot 233910032012

From Commodity: Corn Gluten Pellets BAG(s) to Restate: 93.0000

To Commodity: [text area] Restate INTO: ton [v]

Reason for Restatement: [text area] New Lot Number: 233910032012

Restate Close

Inventory Control and Management

Cycle Count and Shrink Management

An interface is available to count and shrink inventory. The cycle counts can be recorded and reconciled daily or for any period required.

Commodi Trade Portfolio Purchasing Sales Accounting Marketing Config Logout

ABC Feed Mill - Demo ADMINISTRATOR

Inventory Calendar

Identified below are the closed and open inventory dates that can be used to reconcile and calculate shrinkage.

- ☐ Click on a inactive date to initialize a new reconcile period.
- ☒ Click on an open date to close a date from further activity and reconcile activity
- ☐ Click on a closed date to continue reconcile activity.

<< January 2016 >>

S	M	T	W	T	F	S
					1	2
3	4	5	6	7	8	9
10	11	12	13	14	15	16
17	18	19	20	21	22	23
24	25	26	27	28	29	30
31						

Building Opening Inventory for 01/20/2016...

- Loading the current inventory on-hand. ☒
- Rewinding inventory for future dated orders. ☒
- Importing the Last Bin Counts entered for all products. ☒
- Updating Cycle counts with the Bin Counts entered for this inventory date. ☒
- Purging non-essential recon data that is older than 60 days. ☒

Continue to Reconcile

Realizing Inventory Shrink

Shrink that is realized will adjust the inventory 'on-hand' and is available for audits and trend analysis.

Commodi Trade Portfolio Purchasing Sales Accounting Marketing Config Logout

ABC Feed Mill - Demo ADMINISTRATOR

Inventory Date: 01/20/2016 Product Name: ca Unit: All Fee Type: All Trend Days: 0 Counts: All

Product Type: ☐ Resale Product ☐ Ration ☐ Feed Ingredient ☐ Medication

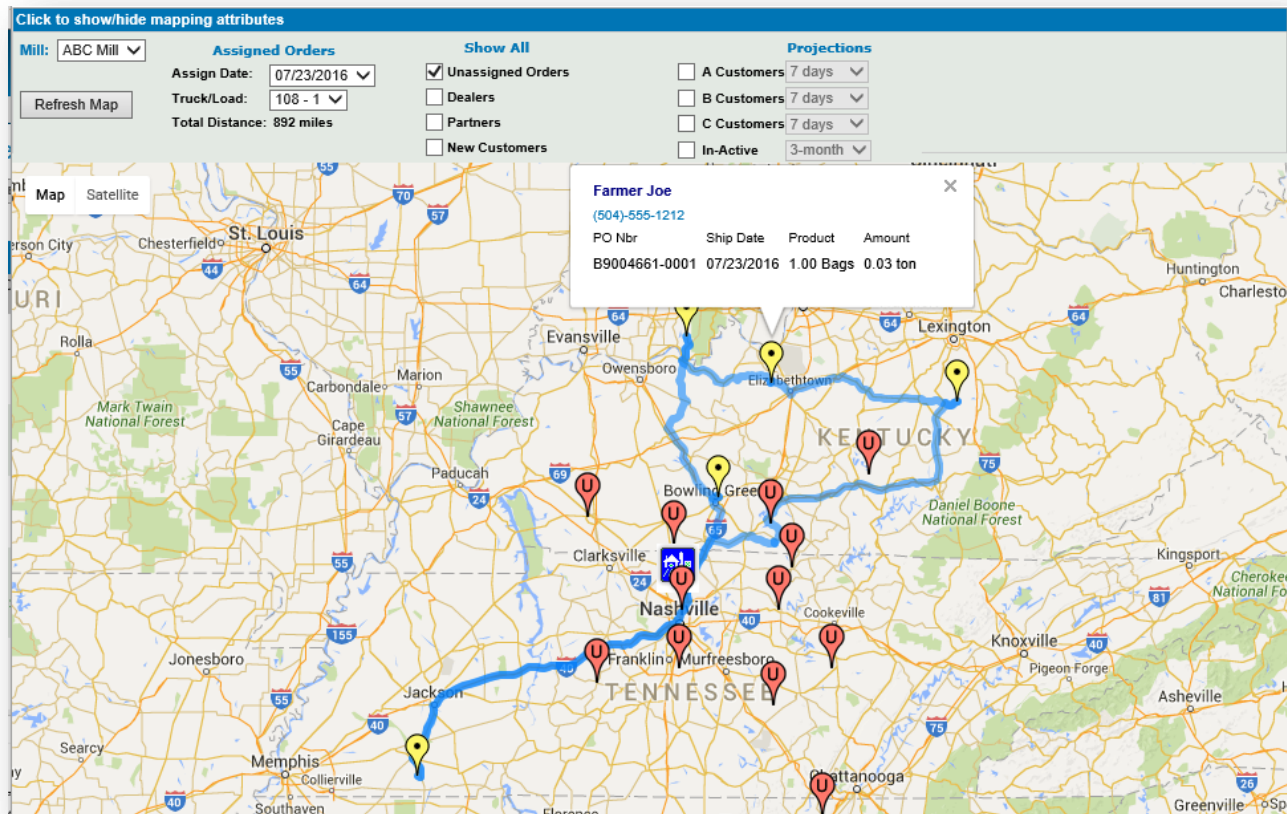
Reconcile Data: ☒ Cycle Loaded ☒ Shrink Calculated ☐ Changes IN/OUT 5 Items

Inventory Reconciliation: [View Changes to Inventory](#)

Commodity Product	Unit	Count	Changes IN		Changes OUT		Close	Count	Float Pending		Cycle Count	Shrink Statistics		Create Shrink	Memo
			Production	Orders	Production	Orders			In Queue	External		Total	Percent		
Calf Creep Co-Product Balancer A/B	bag	61.87	0.00	0.00	0.00	0.00	61.87	0.00	0.00	55.00	6.87	11.10 %	<input type="checkbox"/>		
Calf Electrolytes, 4oz. Packet	ea	178.00	0.00	0.00	0.00	0.00	178.00	0.00	0.00	172.00	6.00	3.37 %	<input type="checkbox"/>		
Cane Molasses - 86 Brx	ton	2.42	0.00	0.00	0.00	0.00	2.42	0.00	0.00	2.30	0.12	4.79 %	<input type="checkbox"/>		
Cannon, Doyle 19% UM w/Fine Ground Corn 2-14-11	ton	3.53	0.00	0.00	0.00	0.00	3.53	0.00	0.00	0.00	3.53	100.00 %	<input type="checkbox"/>		
Canola Meal	ton	1,330.00	0.00	0.00	0.00	0.00	1,330.00	0.00	0.00	1,250.00	80.00	6.02 %	<input type="checkbox"/>		

Freight Operations

CommodiTrade provides a solution to find the most efficient shipping dates and routes, by mapping scheduled customer order destinations for an assigned carrier. A google maps interface is used to plot proposed shipping routes and plot existing orders of additional customer orders within proximity. Shipping dates can be adjusted to optimize truck loads and delivery dates.



Carrier Maintenance

If your operation includes carriers external to your own trucks, the locations and container specialties can be loaded to your vendor database for quick retrieval and freight assignments. CommodiTrade will track the insurance and Safe Feed Certification attributes of those carriers and alert when the carrier is nearing those expiration date.

Notification Service

CommodiTrade includes a robust notification service, driven off events within the system.

Order Processing Notification Service

The Order Processing Notification service will alert your sales team as orders transition from initial order entry to deliver. Notifications are sent to the associated sales rep(s) for that customer, including:

- Sales Orders Placed
- Sales Orders Changed
- Shipment Delays
- Shipments Leaving the Mill

Accounting Notification Service

The Accounting Notification service will alert your team of AP/AR events requiring attention, including:

- Payables received yet unable to process
- Receivables awaiting additional information
- Delinquent Receivables

Potential Sales Notification Service

The Sales Notification service will alert your sales team for projected sales, including:

- A Customer is nearing their projected purchase date without a pending order
- A Truck is scheduled for delivery to be in their area.
- A Customer requires follow-up from a previous visit

Accounting and Document Management

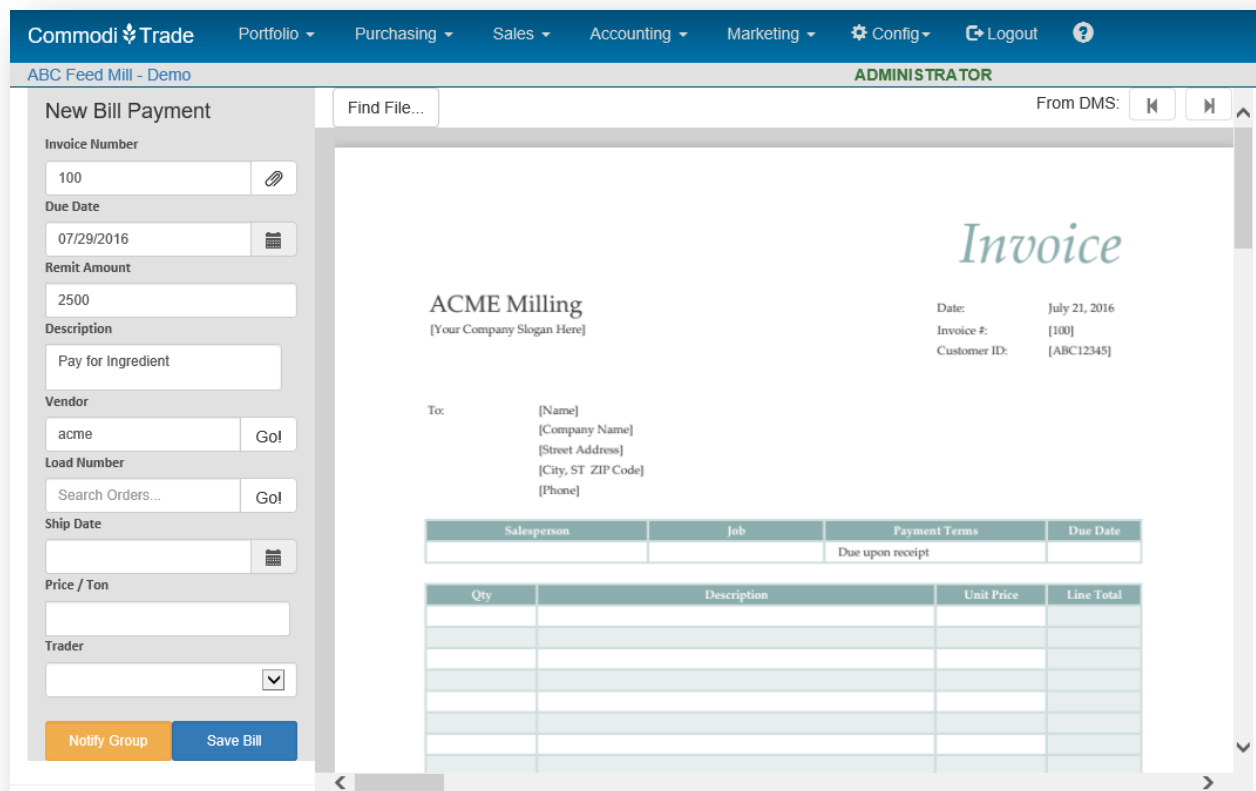
CommodiTrade can manage your Accounts Payable and Account Receivables in a paperless environment. CommodiTrade will generate all of your customer invoices and record the payments received. Bill payments can be scheduled against incoming vendor invoices that are linked to a purchase order.

QuickBooks Integration

An optional accounting integration feature is available to deliver invoices and vendor bills to QuickBooks. This integration expedites the recording of payables and receivables and allows you to retain your current back office capabilities.

Document Management Integration

CommodiTrade can store documents from file attachments or it can easily integrate with an existing document management system. Bills can be keyed from image and BOL's can be searched and retrieved.



The screenshot displays the CommodiTrade software interface. The top navigation bar includes links for Portfolio, Purchasing, Sales, Accounting, Marketing, Config, and Logout. The user is logged in as 'ADMINISTRATOR'. The main window is titled 'New Bill Payment' and contains several input fields for invoice details: Invoice Number (100), Due Date (07/29/2016), Remit Amount (2500), Description (Pay for Ingredient), Vendor (acme), Load Number, Ship Date, Price / Ton, and Trader. There are 'Go!' buttons next to the Vendor and Load Number fields. At the bottom of the form are 'Notify Group' and 'Save Bill' buttons. To the right of the form is a preview of an invoice. The invoice is titled 'Invoice' and is for 'ACME Milling'. It includes the date (July 21, 2016), invoice number (100), and customer ID (ABC12345). Below this is a table for 'To:' with fields for Name, Company Name, Street Address, City, ST, ZIP Code, and Phone. At the bottom of the invoice preview is a table with columns for Salesperson, Job, Payment Terms, and Due Date. The table shows 'Due upon receipt' for the payment terms. Below this is a table with columns for Qty, Description, Unit Price, and Line Total, which is currently empty.

Analytics Reporting and Monitoring

CommodiTrade provides many management reports to monitor your business activity. The online analytics tools available can quickly monitor performance trends.

Analytics

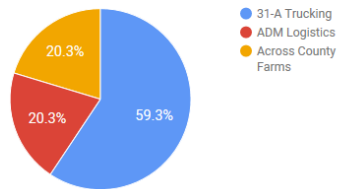
Monitor Freight

Your freight costs and volumes can be reviewed by carrier, supplier origin and customer destination to help you determine your best freight options.

All Commodities
01/01/2014 through 12/31/2015

Profit Volume

Top 10 'Tonnage' by Carrier



PERFORMANCE

Monitor profitability for each of your products that you define in your site, for a selected period of performance.

Product Trend Analysis by Supplier and Product

The analytics tool will help you evaluate your pricing and freight history, identifying past purchase and selling trends.

'All Trader' Trend Analysis

01/01/2015 through 12/31/2015

Supplier:

Commodity:

Busch Agriculture

16/80 Hulls

Profit Volume Price Gap

Buy vs. Sell Commodity Price

